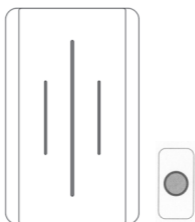


- Dual tone chime
- Powered by internal transformer
- Bellpush and woodscrews are supplied
- Not suitable for illuminating bell pushes



IMPORTANT

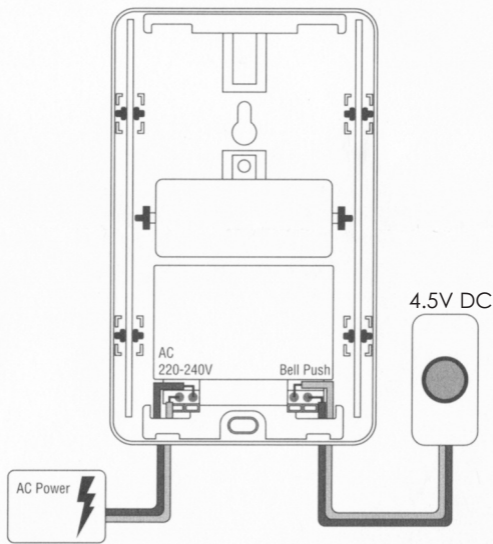
PLEASE ENSURE YOU READ THESE INSTRUCTIONS BEFORE COMMENCING ANY INSTALLATION

This unit should be installed by a competent person in accordance with the current IET Wiring Regulations.

If in doubt consult a qualified electrician. Switch off the mains and isolate the supply by removing the appropriate fuse before starting the installation.

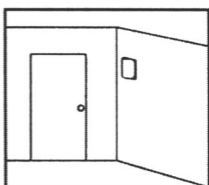
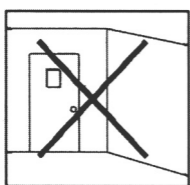
INSTALLATION

1. Remove front cover of the chime.
2. Remove mains terminal cover.
3. Mount the back section of the doorchime to the wall using the fixing screws.
4. Connect a 240V supply to the live and neutral screwless terminals - it does not matter which way round the live/neutral wires go. Replace mains terminal cover.
5. Connect appropriate cable (not supplied) to the screwless bell-push terminals inside the doorchime (see diagram) and route to the bell push position.



6. Remove bell push front cover.
7. Connect the other end of the bell wire to the bell push terminals.
8. Secure the bell push in its position.
9. Replace the bell push front cover.
10. Replace the doorchime front cover.
11. Switch on the electricity at the fuse box by replacing the relevant fuse or switching on the circuit breaker after completing the installation.

Note: Do not mount chime on door.



For longer cable runs, cable with a larger cross sectional area is advised, e.g. 13 strand speaker flex.

GUARANTEE

Your GreenBrook Wired Doorchime Kit is guaranteed for 1 year from the date of purchase. This is in addition to your statutory rights.

NOTE: Product & Packaging Disposal

When disposing of this item and its packaging please follow local regulations and use an appropriate waste disposal centre.

See GreenBrook website for further details.

PLEASE KEEP THESE INSTRUCTIONS SAFE FOR FUTURE REFERENCE



**GREEN
BROOK**
ELECTRICAL
WEST ROAD . HARLOW
ESSEX . CM20 2BG . UK
info@greenbrook.co.uk
www.greenbrook.co.uk